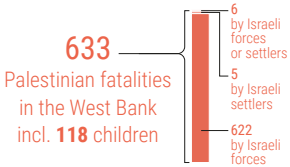


KEY FIGURES*

MAY 2025

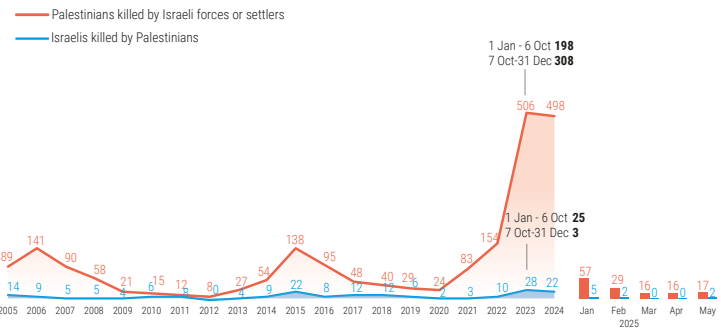


1 JANUARY 2024 - 31 MAY 2025

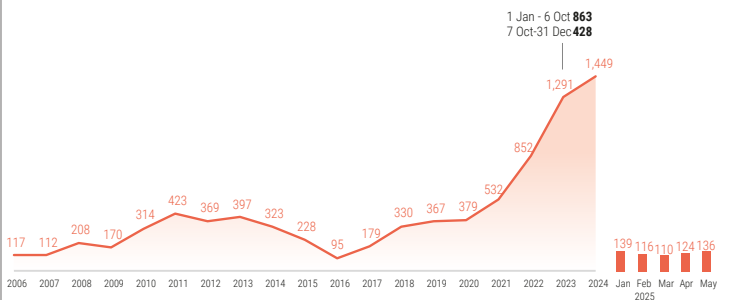


CASUALTIES IN THE WEST BANK

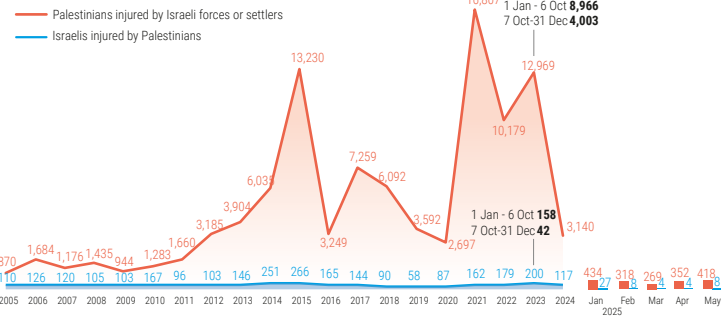
FATALITIES



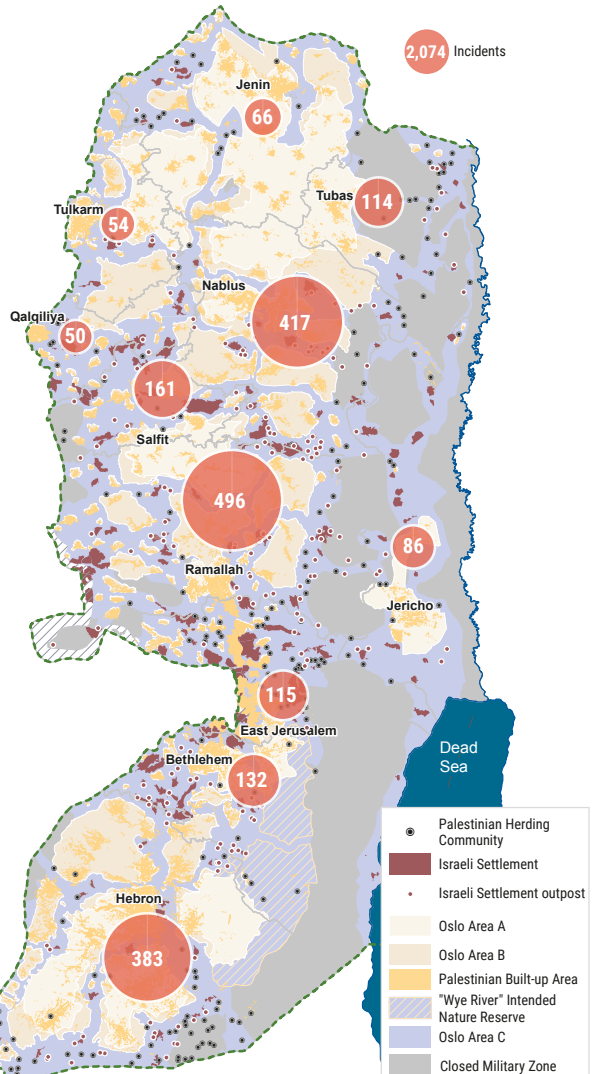
ATTACKS BY ISRAELI SETTLERS AGAINST PALESTINIANS THAT RESULTED IN CASUALTIES AND/OR PROPERTY DAMAGE



INJURIES

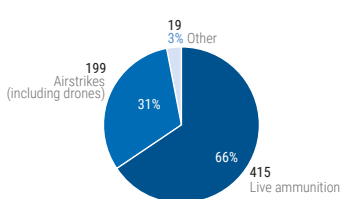


ATTACKS BY ISRAELI SETTLERS BY GOVERNORATE 1 JANUARY 2024 - 31 MAY 2025

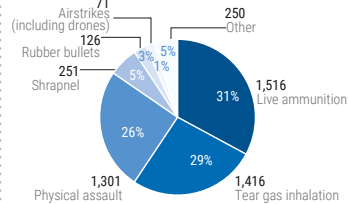


PALESTINIAN CASUALTIES BY WEAPON 1 JANUARY 2024 - 31 MAY 2025

FATALITIES



INJURIES



PALESTINIAN CASUALTIES BY GOVERNORATE 1 JANUARY 2024 - 31 MAY 2025

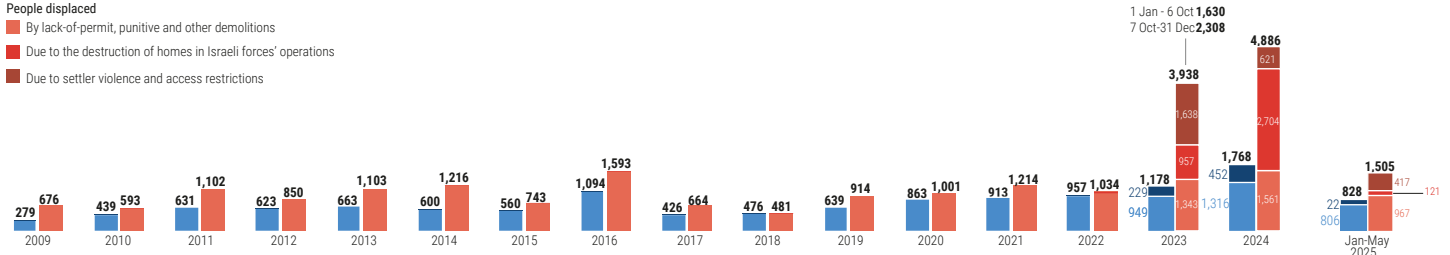
Fatalities	Injuries
195	Jenin 431
154	Tulkarm 335
71	Tubas 149
79	Nablus 1,518
34	Ramallah 779
34	Hebron 690
24	Jerusalem 323
19	Qalqiliya 182
12	Bethlehem 339
6	Jericho 114
5	Salfit 71

*Disclaimer:

1. This report reflects information available as of the time of publication. The most updated data and more breakdowns are available at ochaopt.org/data.
 2. In Israel, 14 Israelis were killed by Palestinians from the West Bank in attacks that also resulted in the killing of 6 Palestinians (January 2024 - May 2025); and a Palestinian was killed in an attack by Israelis in West Jerusalem. These are counted separately, as this report covers incidents that took place in the West Bank.
 3. Casualties in the West Bank have been documented by OCHA since 2005, settler violence since 2006, and demolitions and displacement since 2009.
 4. Palestinians or Israelis whose immediate cause of death or the perpetrator's identity remain disputed, unclear, or unknown, are counted separately, so are casualties as a result of "friendly fire" and Palestinian prisoners from the West Bank who have died in Israeli custody. Figures also do not include UXOs, mishandling of weapons, hit-and-run incidents, internal Palestinian clashes, and incidents where the perpetrator's nationality is disputed.

PROPERTY DAMAGE AND DISPLACEMENT JANUARY 2009 – MAY 2025

- Palestinian homes and other structures
 - Demolished, seized or sealed***
 - Destroyed in Israeli forces' operations**
- People displaced
 - By lack-of-permit, punitive and other demolitions
 - Due to the destruction of homes in Israeli forces' operations
 - Due to settler violence and access restrictions

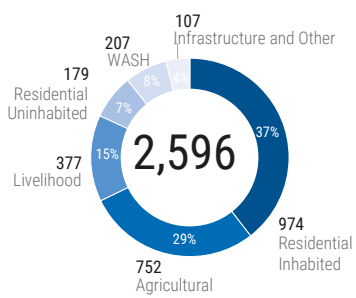


**Charts in this section largely do not include property destruction within the context of operations between January and May 2025; this information will be added in the future once related assessments can be carried out, should security and access conditions permit. The situation in the northern West Bank remains fluid and numbers may be adjusted as new information becomes available.

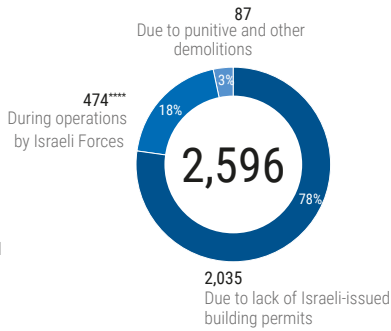
***Structures demolished due to the lack of Israeli-issued building permits and on punitive or other grounds. These include structures that owners were forced to demolish following the receipt of demolition orders by the Israeli authorities.

STRUCTURES DEMOLISHED (ALL CONTEXTS) 1 JANUARY 2024 - 31 MAY 2025

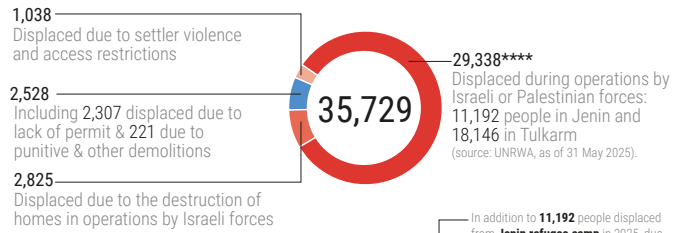
BY TYPE OF STRUCTURE



BY CONTEXT

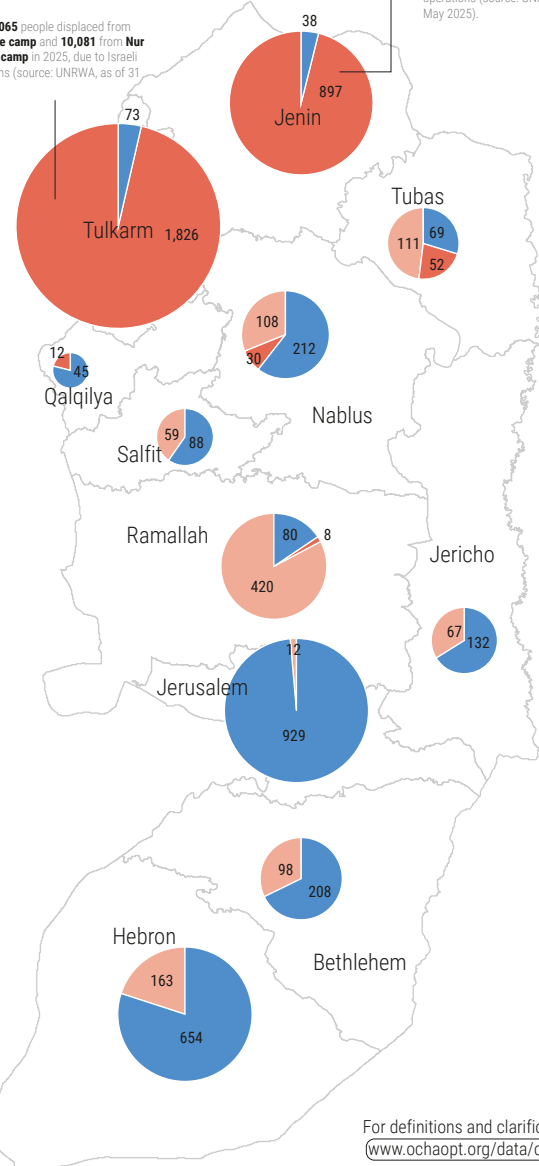


PEOPLE DISPLACED BY CAUSE AND GOVERNORATE 1 JANUARY 2024 - 31 MAY 2025



In addition to 8,065 people displaced from Tulkarm refugee camp and 10,081 from Nur Shams refugee camps in 2025, due to Israeli forces' operations (source: UNRWA, as of 31 May 2025).

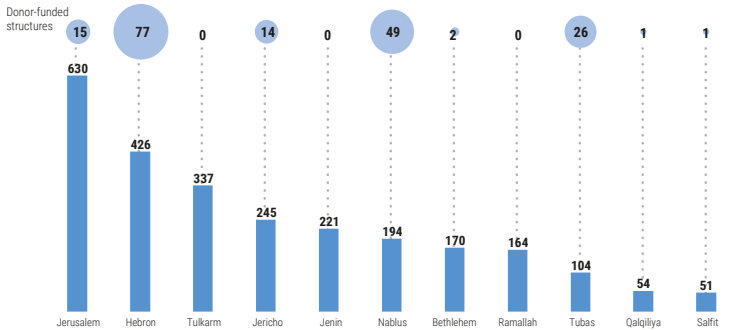
In addition to 11,192 people displaced from Jenin refugee camp in 2025, due to Palestinian and Israeli forces' operations (source: UNRWA, as of 31 May 2025).



For definitions and clarifications
www.ochaopt.org/data/casualties

**** Since January 2025, UNRWA has monitored the displacement of Palestine refugee from refugee camps in the northern West Bank through frontline staff and existing hotlines, initially estimating that about 40,000 Palestine refugees have been displaced from Jenin, Tulkarm and Nur Shams refugee camps and their immediate surroundings. In late March 2025, UNRWA launched an SMS-based self-registration survey to formalize and streamline data collection, allowing refugees to report household details, displacement locations, vulnerabilities and basic needs, which was cross-checked through a verification process that was carried out in stages in April and May 2025. As of the end of May, UNRWA-verified displacement figures, based on self-registration of displaced families, indicates that at least 29,338 Palestine refugees have been displaced from the three refugee camps. Verification of the number of displaced people is ongoing and will be updated by UNRWA if new information becomes available.

STRUCTURES DEMOLISHED BY GOVERNORATE 1 JANUARY 2024 - 31 MAY 2025



STRUCTURES DEMOLISHED IN EAST JERUSALEM DUE TO LACK OF PERMIT 1 JANUARY 2009 - 31 MAY 2025

(included in the other charts)

